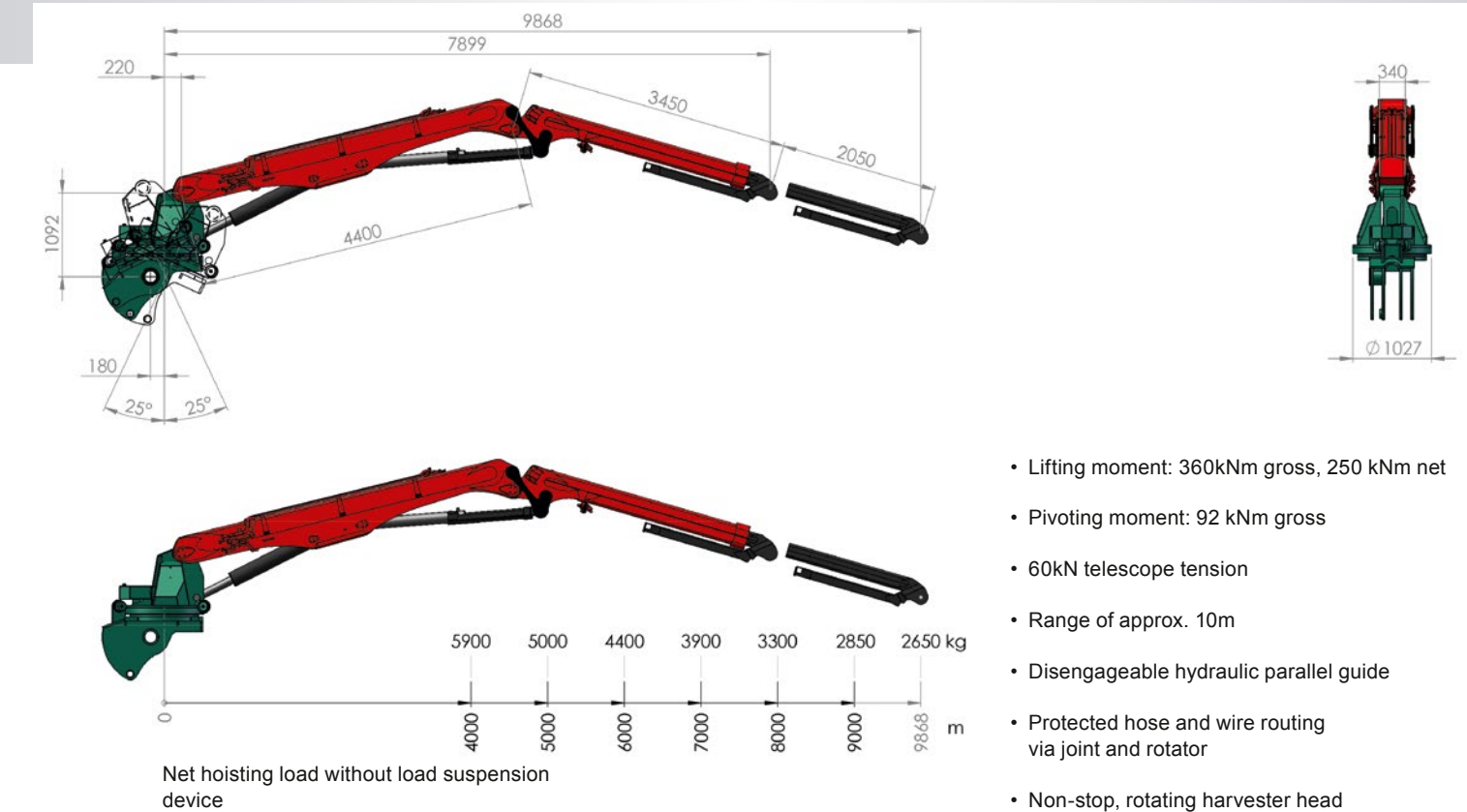


Epsilon X270 H100 strong timber crane



HSM 405H



Technical subject to change. May 2016 HSM405H_en_photon-sh-0516



HSM 405H

Harvester



HSM Hohenloher Spezial-
Maschinenbau GmbH & Co. KG

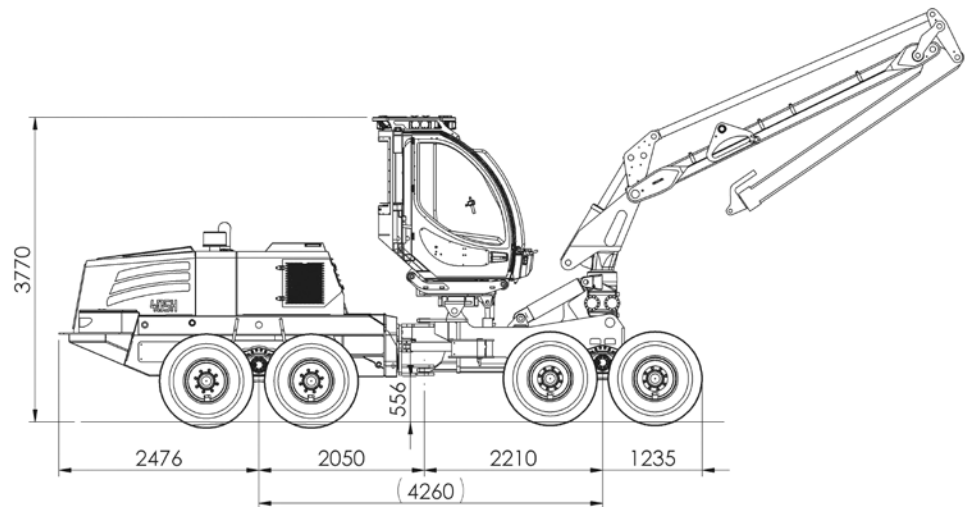
Technik die Freude macht.

D-74635 Neu-Kupfer
Im Greut 10
Phone + 49 (0) 7944 / 9191-0
Fax + 49 (0) 7944 / 9191-77
Mail: info@hsm-forest.com
www.hsm-forest.com



Technik die Freude macht.

405H1 8WD



Engine:

- IVECO
- NEF 6 cyl. Common Rail Turbo / EuroMot TIER 4f
- Engine output: 184 kW (250 DIN-PS)
- Max. rpm: 2200 rpm
- Torque: 1300 Nm at 1300 rpm
- Engine capacity: 6.7 liters

Transmission:

- hydrostatic-mechanical
- NAF 2-speed transfer gearbox

Axles:

- NAF balanced portal tandem axles
- at the front: 100 % selectable differential lock
- at the rear: 100 % selectable differential lock

Brake:

- 2-circuit brake, disk brakes running in an oil bath
- Spring-loaded parking brake

Steering:

- Articulated steering with 2 cylinders
- 2 steering cylinders, 52° steering angle

Tyres:

- | | Size: | Total width |
|-----------|-------------|---------------------|
| • Series: | 710/40-22.5 | starting at 2700 mm |

Diesel tank:

- 500 liters

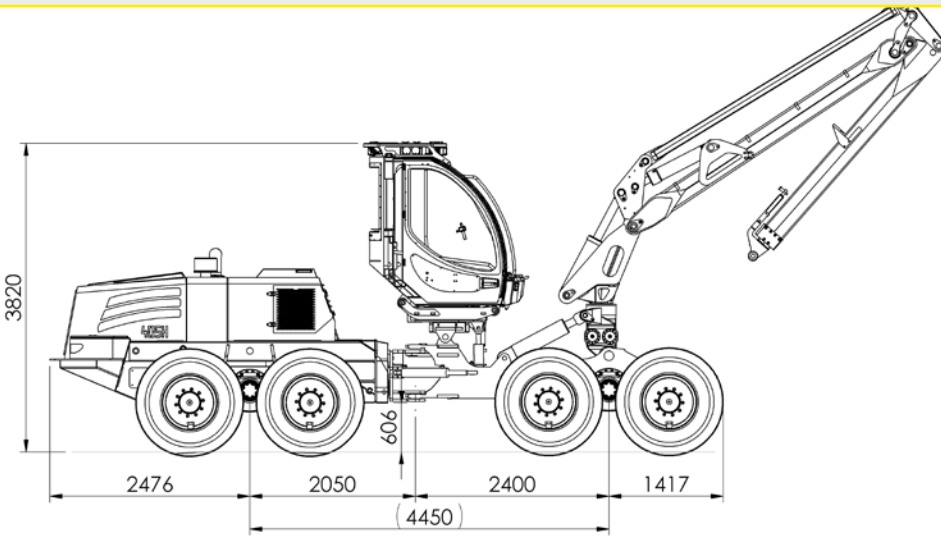
Hydraulics:

- Load sensing
- Variable pump: 1 x 145 cm³ / 1 x 190 cm³
 - Flow rate: 266 l/min at 1400 rpm
 - Pressure: up to 380 bar
- Fixed displacement pump:
 - Flow rate: 15.4 l/min at 1400 rpm
 - Pressure: 120 bar
- Hydraulic liquid: Saturated, synthetic ester
 - Panolin HLP SYNTH with Kleenoil
 - WGK 1 microfiltration

Electrics:

- 24 V, 2 x 90 A alternator
- 2 maintenance-free dry-cell batteries, each with 75 Ah

405H2 8WD



Engine:

- IVECO
- NEF 6 cyl. Common Rail Turbo / EuroMot TIER 4f
- Engine output: 184 kW (250 DIN-PS)
- Max. rpm: 2200 rpm
- Torque: 1300 Nm at 1300 rpm
- Engine capacity: 6.7 liters

Transmission:

- hydrostatic-mechanical
- NAF 2-speed transfer gearbox

Axles:

- NAF balanced portal tandem axles
- at the front: 100 % selectable differential lock
- at the rear: 100 % selectable differential lock

Brake:

- 2-circuit brake, disk brakes running in an oil bath
- Spring-loaded parking brake

Steering:

- Articulated steering with 2 cylinders
- 2 steering cylinders, 52° steering angle

Tyres:

- | | Size: | Total width |
|-------------|-------------|---------------------|
| • Series: | 710/45-22.5 | 2880 mm |
| • Optional: | 800/40-26.5 | starting at 3180 mm |
| | 600/55-26.5 | starting at 2780 mm |
| | 54 x 37-25 | 3520 mm |

Diesel tank:

- 500 liters

Hydraulics:

- Load sensing
- Variable pump: 1 x 145 cm³ / 1 x 190 cm³
 - Flow rate: 469 l/min at 1400 rpm
 - Pressure: up to 380 bar
- Fixed displacement pump:
 - Flow rate: 15.4 l/min at 1400 rpm
 - Pressure: 120 bar
- Hydraulic liquid: Saturated, synthetic ester
 - Panolin HLP SYNTH with Kleenoil
 - WGK 1 microfiltration

Electrics:

- 24 V, 2 x 90 A alternator
- 2 maintenance-free dry-cell batteries, each with 75 Ah

405H3 8WD

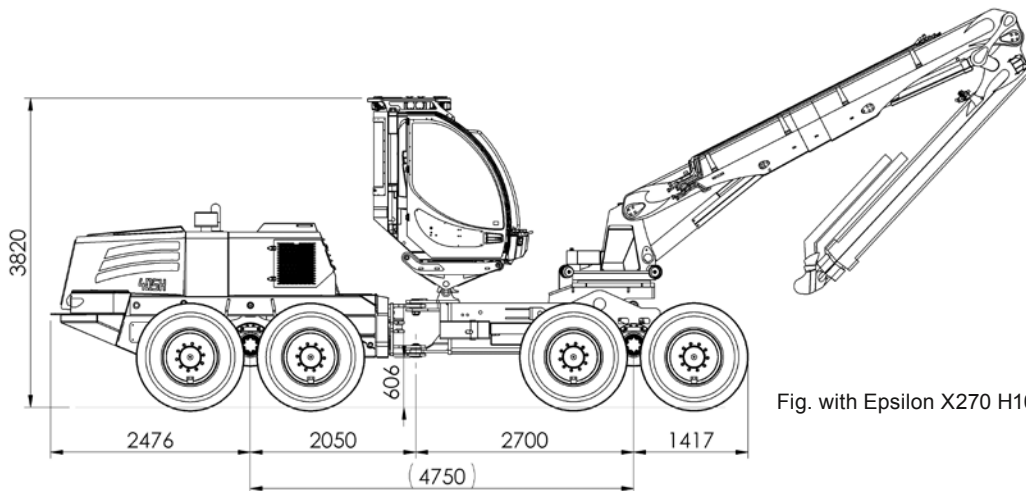


Fig. with Epsilon X270 H100 crane

Engine:

- IVECO
- NEF 6 cyl. Common Rail Turbo / EuroMot TIER 4f
- Engine output: 184 kW (250 DIN-PS)
- Max. rpm: 2200 rpm
- Torque: 1300 Nm at 1300 rpm
- Engine capacity: 6.7 liters

Transmission:

- hydrostatic-mechanical
- NAF 2-speed transfer gearbox

Axles:

- NAF balanced portal tandem axles
- at the front: 100 % selectable differential lock
- at the rear: 100 % selectable differential lock

Brake:

- 2-circuit brake, disk brakes running in an oil bath
- Spring-loaded parking brake

Steering:

- Articulated steering with 2 cylinders
- 2 steering cylinders, 52° steering angle

Tyres:

- | | Size: | Total width |
|-------------|-------------|---------------------|
| • Series: | 710/45-26.5 | starting at 2920 mm |
| • Optional: | 800/40-26.5 | starting at 3180 mm |
| | 600/55-26.5 | starting at 2780 mm |

Diesel tank:

- 500 liters

Hydraulics:

- Load sensing
- Variable pump: 1 x 145 cm³ / 1 x 190 cm³
 - Flow rate: 469 l/min at 1400 rpm
 - Pressure: up to 380 bar
- Fixed displacement pump:
 - Flow rate: 15.4 l/min at 1400 rpm
 - Pressure: 120 bar
- Hydraulic liquid: Saturated, synthetic ester
 - Panolin HLP SYNTH with Kleenoil
 - WGK 1 microfiltration

Electrics:

- 24 V, 2 x 90 A alternator
- 2 maintenance-free dry-cell batteries, each with 75 Ah

Cabin:

- Height-adjustable at the front / rear
- Bent Lexan windscreen
- Windscreen wipers in the front and at the side
- ROPS, FOPS, OPS tested
- Tested safety cab
- air cushioned seat with seat heating
- Hot water heating
- Auxiliary heating with cooling water and hydraulic oil
- Sun blinds
- Air conditioner
- Height-adjustable and rotatable (270°)

Electrical system / Instruments:

- HSM Ecomand colour-display
- 5 operator programs + factory setting
- diagnosis-tool and error-indication
- graphic support at parameter editing
- generator 24 V, 90 A
- Option: Remote service

Weight:

- 23600 kg (series)

Torsion lock:

- 2 hydraulic cylinders

Crane:

- Loglift L280 V110
 - Range: 11 m
 - Gross lifting moment: 280 kNm
 - Pivoting moment: 65.0 kNm
 - (Swivel gear drive for hydromotor)

Aggregate:

- Logmax 6000
 - Felling diameter: 650 mm
 - Delimbing diameter: 500 mm
 - Gross lifting moment: 26.9 kN
 - Max. feed force speed: 5.2 m/s
 - Max. operating pressure: 280 bar
- Control: DASA
- Other aggregates on request

Series equipment:

- 19 LED work lamps on the cab, 4 work lamps in front of the crane, voltage transformer, radio, fire extinguisher, first-aid kit, warning triangle, tool set, bypass filter
- Diesel fill pump, hydraulic fill pump, vacuum pump

Special accessories:

- GPS system
- Data transfer and much more